

WOODWARM ECO STOVES



WOODWARM
STOVES





WELCOME TO WOODWARM ECO STOVES

Using only the finest quality steel and the most innovative craftsmen and designers we've created an industry leading range of environmentally friendly stoves which are exceptionally easy to light and control.

By combining an advanced air wash and tertiary air system within the combustion chamber to burn off more pollutants, we have exceeded the Ecodesign Ready standard for ultra low emissions. Our Phoenix Eco and Fireview Eco stoves also surpass the independent clearSkies emissions and energy performance certification scheme. clearSkies Level 5 is the highest level to exceed the Ecodesign standards and all Woodwarm Eco Stoves meet this criteria. All are suitable for use in smokeless areas.

Our Eco Convactor Stoves come into their own where distances from combustibles are a concern. With an integral heatshield incorporated in their design, they have a greater capacity for use where conventional stoves cannot be installed.

We hope you enjoy our Eco Stoves with the added comfort that each comes with a 10 year guarantee.*



**EXCEEDING THE
ECODESIGN READY
2022 STANDARD**

*For full guarantee terms & conditions please see: woodwarmstoves.co.uk/10-year-guarantee
Eo&E





WOODWARM STOVES AND TREES FOR CITIES ARE WORKING IN PARTNERSHIP TOWARDS CREATING A GREENER UK.

Trees for Cities is a UK charity that helps bring together local communities to work on practical greening and educational projects in urban spaces. To date 1.3 million trees have been planted with the help of over 2,500 volunteers across UK towns and cities.

Wood fuel is carbon neutral. Trees absorb as much carbon in their growth as they release when they are burnt which is why wood is the fuel of the future.

To enhance the green credentials of our ultra low emission Ecodesign Ready woodburning stoves we have committed to planting a tree for every stove sold.

Trees for Cities and Woodwarm Stoves are passionate about ensuring cleaner air throughout the UK both for today and for future generations.

To find out more about Trees for Cities, or to make your own independent donation please see their website: www.treesforcities.org

Woodwarm recommend the use of wood from a sustainable source that is dried to at least 20% moisture. To find a sustainably sourced supplier please see the Woodsure website: woodsurre.co.uk



Trees for Cities places special emphasis on the involvement of local people in their environment.

TREES FOR CITIES FACTS

- 1.3 million trees planted to date.
- Over 2,500 volunteers have helped to plant trees
- Over 16,000 school children learnt about trees this year.



CONTENTS

5kW FIREVIEW ECO	PAGE 6-11
7kW FIREVIEW ECO	PAGE 12-17
9kW FIREVIEW ECO	PAGE 18-23
FIREVIEW ECO CONVECTOR	PAGE 24
WALL MOUNTED HEATSHIELDS	PAGE 25
4kW PHOENIX FIREWREN ECO	PAGE 26-29
5kW PHOENIX FIREGEM ECO	PAGE 30-33
5kW PHOENIX FIREBRIGHT ECO	PAGE 34-35
6kW PHOENIX FIREBLAZE ECO	PAGE 36-39
8kW PHOENIX FIREBUG ECO	PAGE 40-43
STOVE DIMENSIONS & ACCESSORIES	PAGE 44-53

5kW FIREVIEW ECO CONTEMPORARY

The smallest stove in the Fireview range still produces 5kW of heat and is extremely efficient. It also boasts, as do all our stoves, accreditations for ultra low emissions, exceeding the targets set by the 2022 Clean Air Act. Making it a true environmental leader. Pictured opposite. Fireview Eco C5-S with Standard Leg base.

- Ultra low emissions. Exceeding the Ecodesign Ready 2022 standard.
- Has achieved clearSkies level 5 certification.
- Exceptionally easy to light and control.
- Advanced clean burn air wash system that keeps the glass clear.
- Handcrafted in Devon using only the finest quality steel.
- Full riddling grate and ashpan.
- Max log length 400mm.
- Multifuel stove. Can also be used for woodburning only, due to its true flat grate.
- Compatible with rear flue adapter. See page 53 for details.
- Compatible with 127mm flue adaptor. See page 53 for details.
- Suitable for a 12mm superimposed hearth.
- Wood efficiency 82.5%. Solid fuel efficiency 80.6%.
- Passive air capability.

Stove dimensions. See page 44.



Energy Rating



Standard height.
Fireview Eco C5-S.

Integral Log Store Style base.
Fireview Eco C5-L.



**EXCEEDING THE
ECODESIGN READY
2022 STANDARD**

WOOD

CO Emissions 0.09%
(Eco pass level to be less than 0.12%)
Particulate Matter 26 Nmg/m³
(Eco pass level to be less than 40)


SOLID FUEL

CO Emissions 0.05%
(Eco pass level to be less than 0.12%)
Particulate Matter 19 Nmg/m³
(Eco pass level to be less than 40)

Full list of emissions on page 52.

Available in a range
of Stove Bright® colours.


(Approximate colour representation only.
Ask your dealer for details.)



Rich Brown
Metallic

Honey-glo
Brown

Metallic
Blue



Charcoal

Light
Charcoal

Metallic
Black



5kW FIREVIEW ECO TRADITIONAL

Unlike an open fire, where the majority of the heat goes up the chimney, Fireview Eco stoves naturally emit heat into the heart of the room. This means our clean burn technology can reduce emissions by as much as 90%. Pictured opposite. Fireview Eco T5-L with Integral Log Store Style base.

- Ultra low emissions. Exceeding the Ecodesign Ready 2022 standard.
- Has achieved clearSkies level 5 certification.
- Exceptionally easy to light and control.
- Advanced clean burn air wash system that keeps the glass clear.
- Handcrafted in Devon using only the finest quality steel.
- Full riddling grate and ashpan.
- Max log length 400mm.
- Multifuel stove. Can also be used for woodburning only, due to its true flat grate.
- Compatible with rear flue adapter. See page 53 for details.
- Compatible with 127mm flue adaptor. See page 53 for details.
- Suitable for a 12mm superimposed hearth.
- Wood efficiency 82.5%. Solid fuel efficiency 80.6%.
- Passive air capability.

Stove dimensions. See page 44.



Energy Rating



Standard height.
Fireview Eco T5-S.

Integral Log Store Style base.
Fireview Eco T5-L.



**EXCEEDING THE
ECODESIGN READY
2022 STANDARD**

WOOD

CO Emissions 0.09%
(Eco pass level to be less than 0.12%)
Particulate Matter 26 Nmg/m³
(Eco pass level to be less than 40)


SOLID FUEL

CO Emissions 0.05%
(Eco pass level to be less than 0.12%)
Particulate Matter 19 Nmg/m³
(Eco pass level to be less than 40)

Full list of emissions on page 52.

Available in a range
of Stove Bright® colours.


(Approximate colour representation only.
Ask your dealer for details.)



Rich Brown
Metallic

Honey-glo
Brown

Metallic
Blue



Charcoal

Light
Charcoal

Metallic
Black



5kW FIREVIEW ECO VINTAGE

A stunning vintage facade with the benefit of efficiency and low emissions gives this stove not only style but industry leading eco credentials. It may be the smallest stove in the Fireview Eco range, but it's built to withstand time, boasting a 10-year stove body guarantee. (Terms and conditions apply). Pictured opposite. Fireview ECO V5-S with Standard Leg base.

- Ultra low emissions. Exceeding the Ecodesign Ready 2022 standard.
- Has achieved clearSkies level 5 certification.
- Exceptionally easy to light and control.
- Advanced clean burn air wash system that keeps the glass clear.
- Handcrafted in Devon using only the finest quality steel.
- Full riddling grate and ashpan.
- Max log length 400mm.
- Multifuel stove. Can also be used for woodburning only, due to its true flat grate.
- Compatible with rear flue adapter. See page 53 for details.
- Compatible with 127mm flue adaptor. See page 53 for details.
- Suitable for a 12mm superimposed hearth.
- Wood efficiency 82.5%. Solid fuel efficiency 80.6%.
- Passive air capability.

Stove dimensions. See page 44.



Standard height.
Fireview Eco V5-S.



Integral Log Store Style base.
Fireview Eco V5-L.



**EXCEEDING THE
ECODESIGN READY
2022 STANDARD**

WOOD

CO Emissions 0.09%
(Eco pass level to be less than 0.12%)
Particulate Matter 26 Nmg/m³
(Eco pass level to be less than 40)

SOLID FUEL

CO Emissions 0.05%
(Eco pass level to be less than 0.12%)
Particulate Matter 19 Nmg/m³
(Eco pass level to be less than 40)

Full list of emissions on page 52.

Available in a range
of Stove Bright® colours.

(Approximate colour representation only.
Ask your dealer for details.)





7kW FIREVIEW ECO CONTEMPORARY

The 7kW Fireview stove is suitable for larger living spaces. When using a twin wall flue system, distance to combustibles at rear can be reduced to only 150mm, making our Eco range excellent freestanding stoves where no chimney is present. Pictured opposite. Fireview Eco C7-L with Integral Log Store Style base.

- Ultra low emissions. Exceeding the Ecodesign Ready 2022 standard.
- Has achieved clearSkies level 5 certification.
- Exceptionally easy to light and control.
- Advanced clean burn air wash system that keeps the glass clear.
- Handcrafted in Devon using only the finest quality steel.
- Full riddling grate and ashpan.
- Max log length 400mm.
- Multifuel stove. Can also be used for woodburning only, due to its true flat grate.
- Compatible with rear flue adapter. See page 53 for details.
- Compatible with 127mm flue adaptor. See page 53 for details.
- Suitable for a 12mm superimposed hearth.
- Wood efficiency 79.0%. Solid fuel efficiency 79.0%.
- Passive air capability.

Stove dimensions. See page 45.



Standard height.
Fireview Eco C7-S.

Integral Log Store Style base.
Fireview Eco C7-L.



**EXCEEDING THE
ECODESIGN READY
2022 STANDARD**

WOOD

CO Emissions 0.08%
(Eco pass level to be less than 0.12%)
Particulate Matter 29 Nm³/m³
(Eco pass level to be less than 40)

SOLID FUEL

CO Emissions 0.11%
(Eco pass level to be less than 0.12%)
Particulate Matter 20 Nm³/m³
(Eco pass level to be less than 40)

Full list of emissions on page 52.

Available in a range
of Stove Bright® colours.

(Approximate colour representation only.
Ask your dealer for details.)





7kW FIREVIEW ECO TRADITIONAL

Fireview Eco stoves use an advanced air wash and tertiary air system within the combustion chamber to burn off more pollutants, producing a cleaner burning stove. Combined with exceptional controllability, they have outstanding usability. Pictured opposite. Fireview Eco T7-S with Standard Leg base.

- Ultra low emissions. Exceeding the Ecodesign Ready 2022 standard.
- Has achieved clearSkies level 5 certification.
- Exceptionally easy to light and control.
- Advanced clean burn air wash system that keeps the glass clear.
- Handcrafted in Devon using only the finest quality steel.
- Full riddling grate and ashpan.
- Max log length 400mm.
- Multifuel stove. Can also be used for woodburning only, due to its true flat grate.
- Compatible with rear flue adapter. See page 53 for details.
- Compatible with 127mm flue adaptor. See page 53 for details.
- Suitable for a 12mm superimposed hearth.
- Wood efficiency 79.0%. Solid fuel efficiency 79.0%.
- Passive air capability.

Stove dimensions. See page 45.



Standard height.
Fireview Eco T7-S.

Integral Log Store Style base.
Fireview Eco T7-L.



**EXCEEDING THE
ECODESIGN READY
2022 STANDARD**

WOOD

CO Emissions 0.08%
(Eco pass level to be less than 0.12%)
Particulate Matter 29 Nmg/m³
(Eco pass level to be less than 40)

SOLID FUEL

CO Emissions 0.11%
(Eco pass level to be less than 0.12%)
Particulate Matter 20 Nmg/m³
(Eco pass level to be less than 40)

Full list of emissions on page 52.

Available in a range
of Stove Bright® colours.

(Approximate colour representation only.
Ask your dealer for details.)





7kW FIREVIEW ECO VINTAGE

We have combined our own innovative British design and craftsmanship to produce this beautiful 7kW Eco stove which surpasses all current standard targets for efficiency and emissions. With its show stopping appearance it could grace any living space. Pictured opposite. Fireview Eco V7-L with Integral Log Store base.

- Ultra low emissions. Exceeding the Ecodesign Ready 2022 standard.
- Has achieved clearSkies level 5 certification.
- Exceptionally easy to light and control.
- Advanced clean burn air wash system that keeps the glass clear.
- Handcrafted in Devon using only the finest quality steel.
- Full riddling grate and ashpan.
- Max log length 400mm.
- Multifuel stove. Can also be used for woodburning only, due to its true flat grate.
- Compatible with rear flue adapter. See page 53 for details.
- Compatible with 127mm flue adaptor. See page 53 for details.
- Suitable for a 12mm superimposed hearth.
- Wood efficiency 79.0%. Solid fuel efficiency 79.0%.
- Passive air capability.

Stove dimensions. See page 45.



Standard height.
Fireview Eco V7-S.

Integral Log Store Style base.
Fireview Eco V7-L.



**EXCEEDING THE
ECODESIGN READY
2022 STANDARD**

WOOD

CO Emissions 0.08%
(Eco pass level to be less than 0.12%)
Particulate Matter 29 Nmg/m³
(Eco pass level to be less than 40)


SOLID FUEL

CO Emissions 0.11%
(Eco pass level to be less than 0.12%)
Particulate Matter 20 Nmg/m³
(Eco pass level to be less than 40)

Full list of emissions on page 52.

Available in a range
of Stove Bright® colours.


(Approximate colour representation only.
Ask your dealer for details.)



Rich Brown
Metallic

Honey-glo
Brown

Metallic
Blue



Charcoal

Light
Charcoal

Metallic
Black



9kW FIREVIEW ECO CONTEMPORARY

The 9kW Fireview Eco packs the biggest punch in the Woodwarm Eco range. With a choice of two heights and three doors, Contemporary, Traditional and Vintage, these stoves create a show stopping room. Pictured opposite. Fireview Eco C9-L with Integral Log Store Style base.

- Ultra low emissions. Exceeding the Ecodesign Ready 2022 standard.
- Has achieved clearSkies level 5 certification.
- Exceptionally easy to light and control.
- Advanced clean burn air wash system that keeps the glass clear.
- Handcrafted in Devon using only the finest quality steel.
- Full riddling grate and ashpan.
- Max log length 400mm.
- Multifuel stove. Can also be used for woodburning only, due to its true flat grate.
- Compatible with rear flue adapter. See page 53 for details.
- Compatible with 127mm flue adaptor. See page 53 for details.
- Suitable for a 12mm superimposed hearth.
- Wood efficiency 76.8%. Solid fuel efficiency 77.7%.
- Passive air capability.

Stove dimensions. See page 46.



Energy Rating



Standard height.
Fireview Eco C9-S.

Integral Log Store Style base.
Fireview Eco C9-L.



**EXCEEDING THE
ECODESIGN READY
2022 STANDARD**

WOOD

CO Emissions 0.07%
(Eco pass level to be less than 0.12%)
Particulate Matter 19 Nmg/m³
(Eco pass level to be less than 40)


SOLID FUEL

CO Emissions 0.05%
(Eco pass level to be less than 0.12%)
Particulate Matter 12 Nmg/m³
(Eco pass level to be less than 40)

Full list of emissions on page 52.

Available in a range
of Stove Bright® colours.


(Approximate colour representation only.
Ask your dealer for details.)



Rich Brown
Metallic

Honey-glo
Brown

Metallic
Blue



Charcoal

Light
Charcoal

Metallic
Black



9kW FIREVIEW ECO TRADITIONAL

The 9kW Fireview Eco stove is ideal for the largest rooms and spaces. All the Fireview Eco stoves offer an uninterrupted view of the flames and are handcrafted in Devon using only the finest quality steel. Pictured opposite. Fireview Eco T9-S with Standard Leg base.

- Ultra low emissions. Exceeding the Ecodesign Ready 2022 standard.
- Has achieved clearSkies level 5 certification.
- Exceptionally easy to light and control.
- Advanced clean burn air wash system that keeps the glass clear.
- Handcrafted in Devon using only the finest quality steel.
- Full riddling grate and ashpan.
- Max log length 400mm.
- Multifuel stove. Can also be used for woodburning only, due to its true flat grate.
- Compatible with rear flue adapter. See page 53 for details.
- Compatible with 127mm flue adaptor. See page 53 for details.
- Suitable for a 12mm superimposed hearth.
- Wood efficiency 76.8%. Solid fuel efficiency 77.7%.
- Passive air capability.

Stove dimensions. See page 46.



Energy Rating



Standard height.
Fireview Eco T9-S.

Integral Log Store Style base.
Fireview Eco T9-L.



**EXCEEDING THE
ECODESIGN READY
2022 STANDARD**

WOOD

CO Emissions 0.07%
(Eco pass level to be less than 0.12%)
Particulate Matter 19 Nmg/m³
(Eco pass level to be less than 40)


SOLID FUEL

CO Emissions 0.05%
(Eco pass level to be less than 0.12%)
Particulate Matter 12 Nmg/m³
(Eco pass level to be less than 40)

Full list of emissions on page 52.

Available in a range
of Stove Bright® colours.


(Approximate colour representation only.
Ask your dealer for details.)



Rich Brown
Metallic

Honey-glo
Brown

Metallic
Blue



Charcoal

Light
Charcoal

Metallic
Black



9kW FIREVIEW ECO VINTAGE

This elegant 9kW Eco stove really stands out from the crowd in the largest living spaces. Combining all the benefits of today's technology, efficiency and controllability. Pictured opposite. Fireview Eco V9-L with Integral Log Store base.

- Ultra low emissions. Exceeding the Ecodesign Ready 2022 standard.
- Has achieved clearSkies level 5 certification.
- Exceptionally easy to light and control.
- Advanced clean burn air wash system that keeps the glass clear.
- Handcrafted in Devon using only the finest quality steel.
- Full riddling grate and ashpan.
- Max log length 400mm.
- Multifuel stove. Can also be used for woodburning only, due to its true flat grate.
- Compatible with rear flue adaptor. See page 53 for details.
- Compatible with 127mm flue adaptor. See page 53 for details.
- Suitable for a 12mm superimposed hearth.
- Wood efficiency 76.8%. Solid fuel efficiency 77.7%.
- Passive air capability.

Stove dimensions. See page 46.



Standard height.
Fireview Eco V9-S.

Integral Log Store Style base.
Fireview Eco V9-L.



**EXCEEDING THE
ECODESIGN READY
2022 STANDARD**

WOOD

CO Emissions 0.07%
(Eco pass level to be less than 0.12%)
Particulate Matter 19 Nmg/m³
(Eco pass level to be less than 40)


SOLID FUEL

CO Emissions 0.05%
(Eco pass level to be less than 0.12%)
Particulate Matter 12 Nmg/m³
(Eco pass level to be less than 40)

Full list of emissions on page 52.

Available in a range
of Stove Bright® colours.


(Approximate colour representation only.
Ask your dealer for details.)



Rich Brown
Metallic

Honey-glo
Brown

Metallic
Blue



Charcoal

Light
Charcoal

Metallic
Black



FIREVIEW ECO CONVECTOR KIT

This cleverly designed convection panel kit allows installation close to areas that are combustible, where conventional stoves can not be used. It is important to follow the distance to combustible guidelines in the table below. Pictured opposite fitted to a 5kW Fireview Contemporary stove with an integral Log Store Style Base.

- Tall or standard height variations suitable for any Fireview Eco stove.
- Does not affect use of original stove in any way.
- Corner installation ability.
- Freestanding to a wall.
- Easy home installation.
- Compatible with top 127mm flue adaptor. See page 53 for details.
- Passive air capability.

Available in a range
of Stove Bright® colours.

(Approximate colour representation only.
Ask your dealer for details.)



DISTANCE TO COMBUSTIBLES

	5kW	7kW	9kW
TOP	450mm	450mm	450mm
SIDE	200mm	200mm	250mm
REAR	100mm	100mm	120mm
CORNER	120mm	120mm	150mm

■ Distances achievable when fitting with an insulated flue system directly from the top flue collar.

■ When fitting in a chamber allow a minimum of 152mm all around the stove and 450mm above for air circulation.

DIMENSIONS WHEN KIT IS FITTED

	5kW	7kW	9kW
HEIGHT: Standard Leg	558mm	538mm	558mm
HEIGHT: Log Store Style	758mm	758mm	758mm
WIDTH: Standard Leg	580mm	580mm	580mm
WIDTH: Log Store Style	580mm	580mm	580mm
DEPTH: Standard Leg	400mm	435mm	470mm
DEPTH: Log Store Style	400mm	434mm	470mm

WALL MOUNTED HEATSHIELD

FOR FIREVIEW ECO & PHOENIX ECO STOVES

We offer easy to install wall mounted heatshields for both the Fireview and Phoenix range. Heatshields are the perfect solution when the stove needs to be installed close to combustible surfaces where conventional stoves can not be used. For example when installed in the corner of a room where the walls are wood (as shown opposite.) Specially designed slots at the top and sides of the heatshield disperse heat into the room while keeping the wall cool. Pictured opposite with a 5kW Phoenix Firegem with Standard Leg.


HEATSHIELD DIMENSIONS

	HEIGHT:	WIDTH:	DEPTH:
PHOENIX FIREWREN <i>Standard Leg</i>	935mm	720mm	50mm
PHOENIX FIREWREN <i>Log Store Syle</i>	1135mm	720mm	50mm
FIREVIEW 5&7kW, PHOENIX FIREGEM FIREBLAZE & FIREBUG <i>Standard Leg</i>	935mm	852mm	50mm
FIREVIEW 5&7kW, PHOENIX FIREGEM FIREBLAZE & FIREBUG <i>Log Store Syle</i>	1135mm	852mm	50mm

■ Stove distance from heatshield: 100mm with twin wall flue.

Available in a range
of Stove Bright® colours.

(Approximate colour representation only.
Ask your dealer for details.)



4kW PHOENIX FIREWREN ECO

At only 422mm wide this 4kW stove is suitable for smaller rooms, garden rooms, lodges, boats and even conservatories. It may be the baby of the range with the 4kW output, but it still packs a punch. Ultra low emissions exceeding the Ecodesign Ready 2022 Standard make it a true environmental leader. Pictured opposite with an Integral Log Store Style Base.

- An additional 50mm deep, twin skin wall heatshield and a twin wall flue system allows distance from combustibles to be reduced to 150mm, including the heatshield. *See page 25*
- Ultra low emissions. Exceeding the Ecodesign Ready 2022 standard.
- Has achieved clearSkies level 5 certification.
- Exceptionally easy to light and control.
- Advanced clean burn air wash system that keeps the glass clear.
- Cool touch stainless steel handle and controls.
- Handcrafted in Devon using only the finest quality steel.
- Full riddling grate and ashpan.
- Max log length 310mm.
- Multifuel stove. Can also be used for woodburning only, due to its true flat grate.
- Compatible with rear flue adapter.
- Suitable for a 12mm superimposed hearth.
- Wood efficiency 79.6%. Solid fuel efficiency 79.7%.

Stove dimensions. *See page 47.*



Standard height.



Integral Log Store Style base.



**EXCEEDING THE
ECODESIGN READY
2022 STANDARD**

WOOD

CO Emissions 0.07%
(Eco pass level to be less than 0.12%)
Particulate Matter 16 Nmg/m³
(Eco pass level to be less than 40)

SOLID FUEL

CO Emissions 0.04%
(Eco pass level to be less than 0.12%)
Particulate Matter 6 Nmg/m³
(Eco pass level to be less than 40)

Full list of emissions on page 52.

Available in a range
of Stove Bright® colours.

(Approximate colour representation only.
Ask your dealer for details.)




Rich Brown
Metallic



Honey-glo
Brown



Metallic
Blue



Charcoal



Light
Charcoal



Metallic
Black



4kW PHOENIX FIREWREN ECO CONVECTOR

This slim 4kW convector stove allows installation in areas closer to combustibles where conventional stoves can not be used. A cleverly designed integral heatshield casing cools the surface temperature of the sides and rear whilst the top convection vents allow heat to permeate the room. It is important to follow the distance from combustibles guidelines on page 47. Pictured opposite with a Standard Leg Base.

- Heatshield casing allows reduced distance from combustibles – typically 150mm from the rear. This should be achieved by using a twin wall flue system.
- Ultra low emissions. Exceeding the Ecodesign Ready 2022 standard.
- Has achieved clearSkies level 5 certification.
- Exceptionally easy to light and control.
- Advanced clean burn air wash system that keeps the glass clear.
- Cool touch stainless steel handle and controls.
- Handcrafted in Devon using only the finest quality steel.
- Full riddling grate and ashpan.
- Max log length 310mm.
- Multifuel stove. Can also be used for woodburning only, due to its true flat grate.
- Compatible with top or rear flue when using a rear insulated T adapter.
- Suitable for a 12mm superimposed hearth.
- Wood efficiency 79.6%. Solid fuel efficiency 79.7%.

Stove dimensions. See page 47.



Energy Rating



Standard height.

Integral Log Store Style base.



**EXCEEDING THE
ECODESIGN READY
2022 STANDARD**

WOOD

CO Emissions 0.07%
(Eco pass level to be less than 0.12%)
Particulate Matter 16 Nmg/m³
(Eco pass level to be less than 40)


SOLID FUEL

CO Emissions 0.04%
(Eco pass level to be less than 0.12%)
Particulate Matter 6 Nmg/m³
(Eco pass level to be less than 40)

Full list of emissions on page 52.

Available in a range
of Stove Bright® colours.

(Approximate colour representation only.
Ask your dealer for details.)





5kW PHOENIX FIREGEM ECO

This slender contemporary stove, with a depth of only 317mm, is ideal for shallow fireplaces or where you don't want too much protrusion into the room. A wide glass door gives a great view of the hypnotic flames, providing a beautiful focal point to any home. Pictured opposite with a Standard Leg Base.

- An additional 50mm deep, twin skin wall heatshield and a twin wall flue system allows distance from combustibles to be reduced to 150mm, including the heatshield. *See page 25*
- Slender depth stove.
- Ultra low emissions. Exceeding the Ecodesign Ready 2022 standard.
- Has achieved clearSkies level 5 certification.
- Exceptionally easy to light and control.
- Advanced clean burn air wash system that keeps the glass clear.
- Cool touch stainless steel handle and controls.
- Handcrafted in Devon using only the finest quality steel.
- Full riddling grate and ashpan.
- Max log length 400mm.
- Multifuel stove. Can also be used for woodburning only, due to its true flat grate.
- Compatible with rear flue adapter.
- Suitable for a 12mm superimposed hearth.
- Wood efficiency 77.6%. Solid fuel efficiency 81.1%.

Stove dimensions. *See page 48.*



Energy Rating



Standard height.

Integral Log Store Style base.



**EXCEEDING THE
ECODESIGN READY
2022 STANDARD**

WOOD

CO Emissions 0.10%
(Eco pass level to be less than 0.12%)
Particulate Matter 19 Nmg/m³
(Eco pass level to be less than 40)


SOLID FUEL

CO Emissions 0.08%
(Eco pass level to be less than 0.12%)
Particulate Matter 7 Nmg/m³
(Eco pass level to be less than 40)

Full list of emissions on page 52.

Available in a range
of Stove Bright® colours.


(Approximate colour representation only.
Ask your dealer for details.)



Rich Brown
Metallic

Honey-glo
Brown

Metallic
Blue



Charcoal

Light
Charcoal

Metallic
Black



5kW PHOENIX FIREGEM ECO CONVECTOR

The slimline 5kW convector stove, allows installation in areas closer to combustibles where conventional stoves can not be used. A cleverly designed integral heatshield casing cools the surface temperature of the sides and rear whilst the top convection vents allow the heat to permeate the room. It is important to follow the distance from combustibles guidelines on page 48. Pictured opposite with an Integral Log Store Style Base.

- Slender depth stove.
- Heatshield casing allows reduced distance from combustibles – typically 200mm from the rear. This should be achieved by using a twin wall flue system.
- Ultra low emissions. Exceeding the Ecodesign Ready 2022 standard.
- Has achieved clearSkies level 5 certification.
- Exceptionally easy to light and control.
- Advanced clean burn air wash system that keeps the glass clear.
- Cool touch stainless steel handle and controls.
- Handcrafted in Devon using only the finest quality steel.
- Full riddling grate and ashpan.
- Max log length 400mm.
- Multifuel stove. Can also be used for woodburning only, due to its true flat grate.
- Compatible with top or rear flue when using a rear insulated T adapter.
- Suitable for a 12mm superimposed hearth.
- Wood efficiency 77.6%. Solid fuel efficiency 81.1%.

Stove dimensions. See page 48.



Standard height.

Integral Log Store Style base.



**EXCEEDING THE
ECODESIGN READY
2022 STANDARD**

WOOD

CO Emissions 0.10%
(Eco pass level to be less than 0.12%)
Particulate Matter 19 Nmg/m³
(Eco pass level to be less than 40)


SOLID FUEL

CO Emissions 0.08%
(Eco pass level to be less than 0.12%)
Particulate Matter 7 Nmg/m³
(Eco pass level to be less than 40)

Full list of emissions on page 52.

Available in a range
of Stove Bright® colours.

(Approximate colour representation only.
Ask your dealer for details.)




Rich Brown
Metallic



Honey-glo
Brown



Metallic
Blue



Charcoal



Light
Charcoal



Metallic
Black



5kW PHOENIX FIREBRIGHT ECO INSET

The Firebright Eco Inset uses its advanced air wash and tertiary air systems within the combustion chamber to burn off more pollutants, producing a cleaner burning stove, reducing emissions and exceeding the Ecodesign Ready 2022 Standard. Giving it class leading environmental credentials. This highly efficient stove naturally convects heat into the heart of the room.

- Designed to replace open fires where most of the heat is lost up the chimney.
- Ultra low emissions. Exceeding the Ecodesign Ready 2022 standard.
- Has achieved clearSkies level 5 certification.
- Exceptionally easy to light and control.
- Advanced clean burn air wash system that keeps the glass clear.
- Naturally Convects heat into the heart of the room.
- Cool touch stainless steel handle and controls.
- Handcrafted in Devon using only the finest quality steel.
- Full riddling grate and ashpan.
- Max log length 270mm.
- Multifuel stove. Can also be used for woodburning only, due to its true flat grate.
- Compatible with top flue only. 90° or 45°.
- Suitable for a hearth 125 mm (5") and made of solid construction (e.g. concrete, stone, brick).
- Wood efficiency 79.9%. Solid fuel efficiency 80.4%.

Stove dimensions. See page 51.



Eco Firebright 5kW Inset



**EXCEEDING THE
ECODESIGN READY
2022 STANDARD**

WOOD

CO Emissions 0.07%
(Eco pass level to be less than 0.12%)
Particulate Matter 36 Ng/m³
(Eco pass level to be less than 40)


SOLID FUEL

CO Emissions 0.06%
(Eco pass level to be less than 0.12%)
Particulate Matter 10 Ng/m³
(Eco pass level to be less than 40)

Full list of emissions on page 52.

Available in a range
of Stove Bright® colours.


(Approximate colour representation only.
Ask your dealer for details.)



Rich Brown
Metallic

Honey-glo
Brown

Metallic
Blue



Charcoal

Light
Charcoal

Metallic
Black



6kW PHOENIX FIREBLAZE ECO

As with all our stoves, this contemporary 6kW stove is made with the highest quality steel and is handcrafted in Devon. Our passion for design and detail have helped us create a stove that combines ultra low emissions with exceptional controllability. Pictured opposite with an Integral Log Store Style Base.

- An additional 50mm deep, twin skin wall heatshield and a twin wall flue system allows distance from combustibles to be reduced to 150mm, including the heatshield. *See page 25*
- Ultra low emissions. Exceeding the Ecodesign Ready 2022 standard.
- Has achieved clearSkies level 5 certification.
- Exceptionally easy to light and control.
- Advanced clean burn air wash system that keeps the glass clear.
- Cool touch stainless steel handle and controls.
- Handcrafted in Devon using only the finest quality steel.
- Full riddling grate and ashpan.
- Max log length 440mm.
- Multifuel stove. Can also be used for woodburning only, due to its true flat grate.
- Compatible with rear flue adapter.
- Suitable for a 12mm superimposed hearth.
- Wood efficiency 79.7%. Solid fuel efficiency 78.3%.

Stove dimensions. See page 49.



Standard height.

Integral Log Store Style base.



**EXCEEDING THE
ECODESIGN READY
2022 STANDARD**

WOOD

CO Emissions 0.04%
(Eco pass level to be less than 0.12%)
Particulate Matter 18 Nmg/m³
(Eco pass level to be less than 40)


SOLID FUEL

CO Emissions 0.05%
(Eco pass level to be less than 0.12%)
Particulate Matter 11 Nmg/m³
(Eco pass level to be less than 40)

Full list of emissions on page 52.

Available in a range
of Stove Bright® colours.


(Approximate colour representation only.
Ask your dealer for details.)



Rich Brown
Metallic

Honey-glo
Brown

Metallic
Blue



Charcoal

Light
Charcoal

Metallic
Black



6kW PHOENIX FIREBLAZE ECO CONVECTOR

This highly efficient ultra low emission 6kW convector stove allows installation in areas closer to combustibles where conventional stoves can not be used. A cleverly designed integral heatshield casing cools the surface temperature of the sides and rear whilst the top convection vents allow the heat to permeate the room. It is important to follow the distance from combustibles guidelines on page 49. Pictured opposite with an Integral Log Store Style Base.

- Heatshield casing allows reduced distance from combustibles – typically 200mm from the rear. This should be achieved by using a twin wall flue system.
- Ultra low emissions. Exceeding the Ecodesign Ready 2022 standard.
- Has achieved clearSkies level 5 certification.
- Exceptionally easy to light and control.
- Advanced clean burn air wash system that keeps the glass clear.
- Cool touch stainless steel handle and controls.
- Handcrafted in Devon using only the finest quality steel.
- Full riddling grate and ashpan.
- Max log length 440mm.
- Multifuel stove. Can also be used for woodburning only, due to its true flat grate.
- Compatible with top or rear flue when using a Rear insulated T adapter.
- Suitable for a 12mm superimposed hearth.
- Wood efficiency 79.7%. Solid fuel efficiency 78.3%.

Stove dimensions. See page 49.



Standard height.

Integral Log Store Style base.



**EXCEEDING THE
ECODESIGN READY
2022 STANDARD**

WOOD

CO Emissions 0.04%
(Eco pass level to be less than 0.12%)
Particulate Matter 18 Nmg/m³
(Eco pass level to be less than 40)


SOLID FUEL

CO Emissions 0.05%
(Eco pass level to be less than 0.12%)
Particulate Matter 11 Nmg/m³
(Eco pass level to be less than 40)

Full list of emissions on page 52.

Available in a range
of Stove Bright® colours.


(Approximate colour representation only.
Ask your dealer for details.)



Rich Brown
Metallic

Honey-glo
Brown

Metallic
Blue



Charcoal

Light
Charcoal

Metallic
Black

8kW PHOENIX FIREBUG ECO

The stunning 8kW Firebug is ideal for larger living spaces. Clean burn efficiency and ultra low emissions combined with exceptional controllability have created a true class leader. Pictured opposite with a Standard Leg Base.

- An additional 50mm deep, twin skin wall heatshield and a twin wall flue system allows distance from combustibles to be reduced to 150mm, including the heatshield. *See page 25*
- Ultra low emissions. Exceeding the Ecodesign Ready 2022 standard.
- Has achieved clearSkies level 5 certification.
- Exceptionally easy to light and control.
- Advanced clean burn air wash system that keeps the glass clear.
- Cool touch stainless steel handle and controls.
- Handcrafted in Devon using only the finest quality steel.
- Full riddling grate and ashpan.
- Max log length 440mm.
- Multifuel stove. Can also be used for woodburning only, due to its true flat grate.
- Compatible with rear flue adapter.
- Suitable for a 12mm superimposed hearth.
- Wood efficiency 78.4%. Solid fuel efficiency 79.9%.

Stove dimensions. See page 50.



Standard height.

Integral Log Store Style base.



**EXCEEDING THE
ECODESIGN READY
2022 STANDARD**

WOOD

CO Emissions 0.04%
(Eco pass level to be less than 0.12%)
Particulate Matter 32 Nmg/m³
(Eco pass level to be less than 40)


SOLID FUEL

CO Emissions 0.05%
(Eco pass level to be less than 0.12%)
Particulate Matter 13 Nmg/m³
(Eco pass level to be less than 40)

Full list of emissions on page 52.

Available in a range
of Stove Bright® colours.


(Approximate colour representation only.
Ask your dealer for details.)



Rich Brown
Metallic

Honey-glo
Brown

Metallic
Blue



Charcoal

Light
Charcoal

Metallic
Black



8kW PHOENIX FIREBUG ECO CONVECTOR

The 8kW Firebug convector stove is designed for larger living spaces in areas closer to combustibles where conventional stoves can not be used. A cleverly designed integral heatshield casing cools the surface temperature of the sides and rear whilst the top convection vents allow the heat to permeate into the room. It is important to follow the distance from combustibles guidelines on page 50. Pictured opposite with an Integral Log Store Style Base.

- Heatshield casing allows reduced distance from combustibles – typically 300mm from the rear. This should be achieved by using a twin wall flue system.
- Ultra low emissions. Exceeding the Ecodesign Ready 2022 standard.
- Has achieved clearSkies level 5 certification.
- Exceptionally easy to light and control.
- Advanced clean burn air wash system that keeps the glass clear.
- Cool touch stainless steel handle and controls.
- Handcrafted in Devon using only the finest quality steel.
- Full riddling grate and ashpan.
- Max log length 440mm.
- Multifuel stove. Can also be used for woodburning only, due to its true flat grate.
- Compatible with top or rear flue when using a Rear insulated T adapter.
- Suitable for a 12mm superimposed hearth.
- Wood efficiency 78.4%. Solid fuel efficiency 79.9%.

Stove dimensions. See page 50.



Standard height.

Integral Log Store Style base.



**EXCEEDING THE
ECODESIGN READY
2022 STANDARD**

WOOD

CO Emissions 0.04%
(Eco pass level to be less than 0.12%)
Particulate Matter 32 Nmg/m³
(Eco pass level to be less than 40)

SOLID FUEL

CO Emissions 0.05%
(Eco pass level to be less than 0.12%)
Particulate Matter 13 Nmg/m³
(Eco pass level to be less than 40)

Full list of emissions on page 52.

Available in a range
of Stove Bright® colours.

(Approximate colour representation only.
Ask your dealer for details.)




Rich Brown
Metallic



Honey-glo
Brown



Metallic
Blue



Charcoal



Light
Charcoal

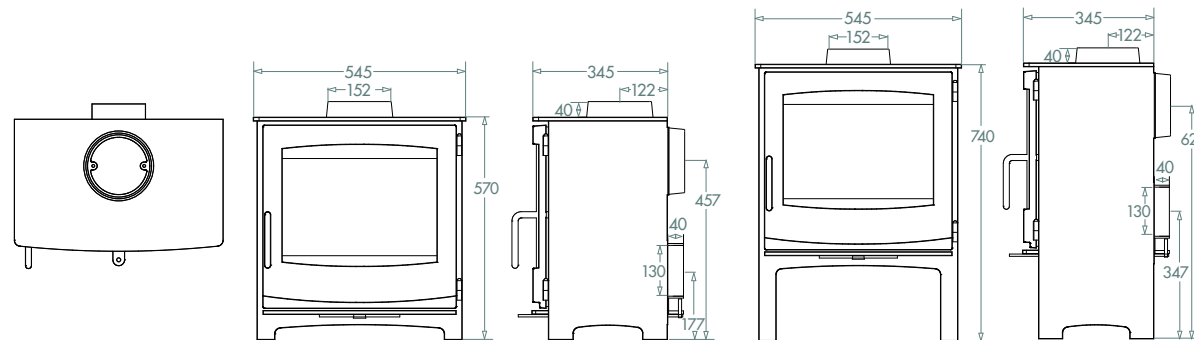


Metallic
Black



5kW FIREVIEW ECO DIMENSIONS

5kW FIREVIEW ECO CONTEMPORARY, TRADITIONAL, VINTAGE DIMENSIONS



DISTANCE FROM COMBUSTIBLES

SINGLE WALL FLUE:

Top 450mm.
Rear 300mm.
Side 400mm.

TWIN WALL FLUE:

Top 450mm.
Rear 150mm.
Side 400mm.

WEIGHT

STANDARD HEIGHT.

■ 98kg

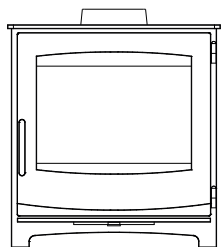
TALL LOG STORE STYLE.

■ 109kg


■ These distances from combustibles can only be achieved by using the supplied single skin heatshield.

■ The clearance between the stove and any non combustible surface is not recommended to be any less than 152mm from the side or rear and 300mm from above.

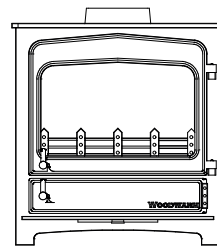
5kW FIREVIEW ECO DOOR STYLES



CONTEMPORARY



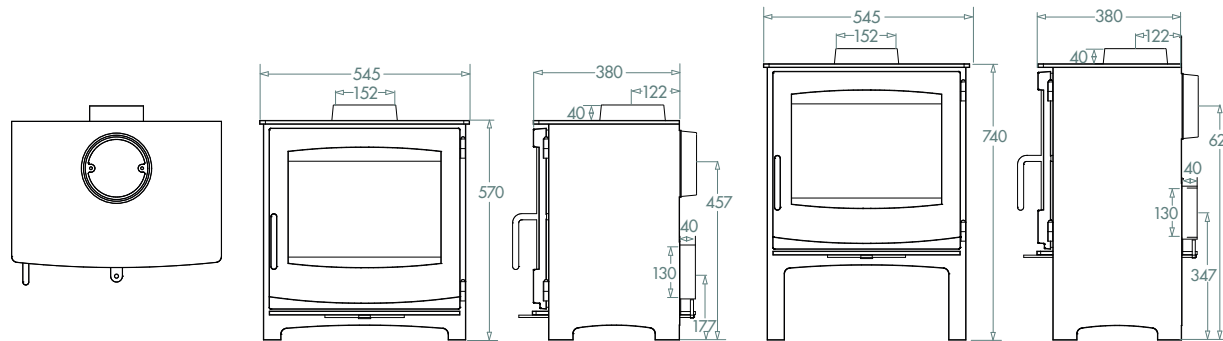
TRADITIONAL



VINTAGE

7kW FIREVIEW ECO DIMENSIONS

7kW FIREVIEW ECO CONTEMPORARY, TRADITIONAL, VINTAGE DIMENSIONS



DISTANCE FROM COMBUSTIBLES

SINGLE WALL FLUE:

Top 450mm.
Rear 200mm.
Side 400mm.

TWIN WALL FLUE:

Top 450mm.
Rear 150mm.
Side 400mm.

- These distances from combustibles can only be achieved by using the supplied single skin heatshield.
- The clearance between the stove and any non combustible surface is not recommended to be any less than 152mm from the side or rear and 300mm from above.

WEIGHT

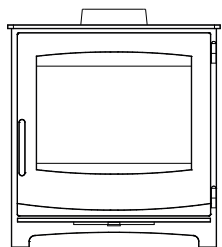
STANDARD HEIGHT.

■ 103kg


TALL LOG STORE STYLE.

■ 117kg

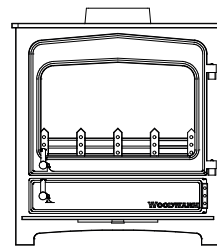
7kW FIREVIEW ECO DOOR STYLES



CONTEMPORARY



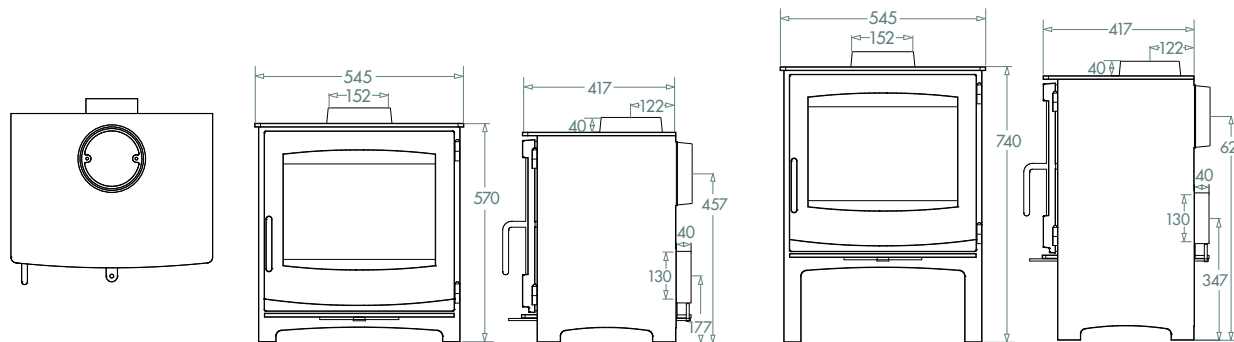
TRADITIONAL



VINTAGE

9kW FIREVIEW ECO DIMENSIONS

9kW FIREVIEW ECO CONTEMPORARY, TRADITIONAL, VINTAGE DIMENSIONS



DISTANCE FROM COMBUSTIBLES

SINGLE WALL FLUE:

Top 450mm.
Rear 250mm.
Side 400mm.

TWIN WALL FLUE:

Top 450mm.
Rear 150mm.
Side 400mm.

WEIGHT

STANDARD HEIGHT.

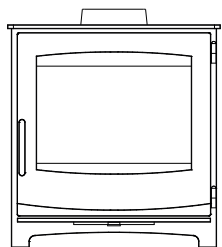
■ 108kg

TALL LOG STORE STYLE.


■ 125kg

- These distances from combustibles can only be achieved by using the supplied single skin heatshield.
- The clearance between the stove and any non combustible surface is not recommended to be any less than 152mm from the side or rear and 300mm from above.

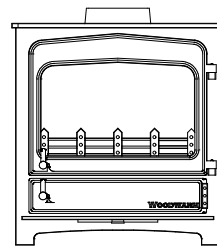
9kW FIREVIEW ECO DOOR STYLES



CONTEMPORARY



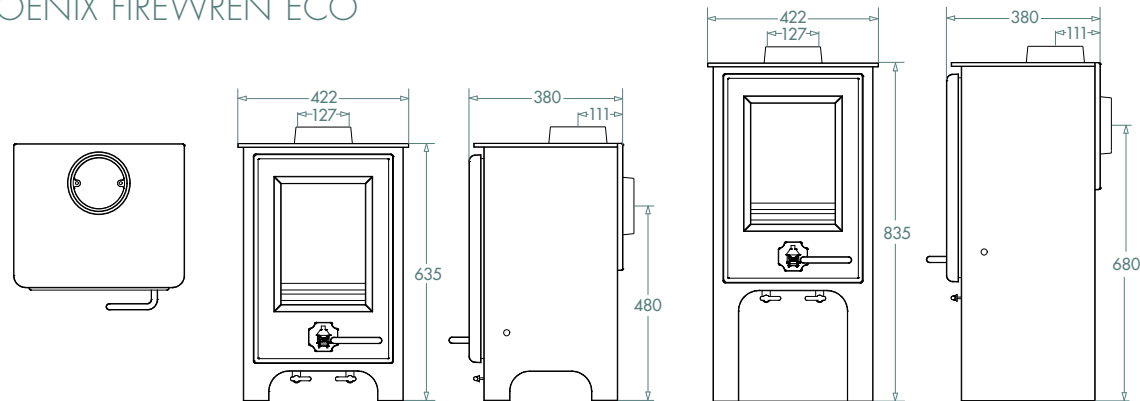
TRADITIONAL



VINTAGE

FIREWREN ECO DIMENSIONS

4kW PHOENIX FIREWREN ECO



DISTANCE FROM COMBUSTIBLES

SINGLE WALL FLUE:

Top	400mm.
Side	750mm.
Rear	650mm.

TWIN WALL FLUE:

Top	400mm.
Side	600mm.
Rear	500mm.

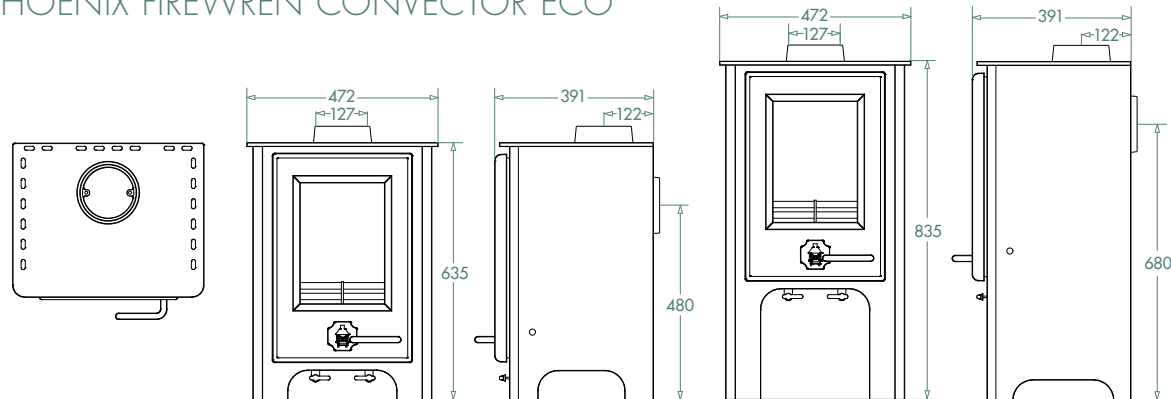
- An additional 50mm deep, twin skin wall heatshield and a twin wall flue system allows distance from combustibles to be reduced to 150mm, including the heatshield.

WEIGHT

STANDARD HEIGHT. 97kg **TALL LOG STORE STYLE.** 108kg

- The clearance between the stove and any non combustible surface is not recommended to be any less than 152mm from the side or rear and 300mm from above.

4kW PHOENIX FIREWREN CONVECTOR ECO



DISTANCE FROM COMBUSTIBLES

SINGLE WALL FLUE:

Top	1000mm.
Side	400mm.
Rear	400mm.

TWIN WALL FLUE:

Top	1000mm.
Side	400mm.
Rear	150mm.

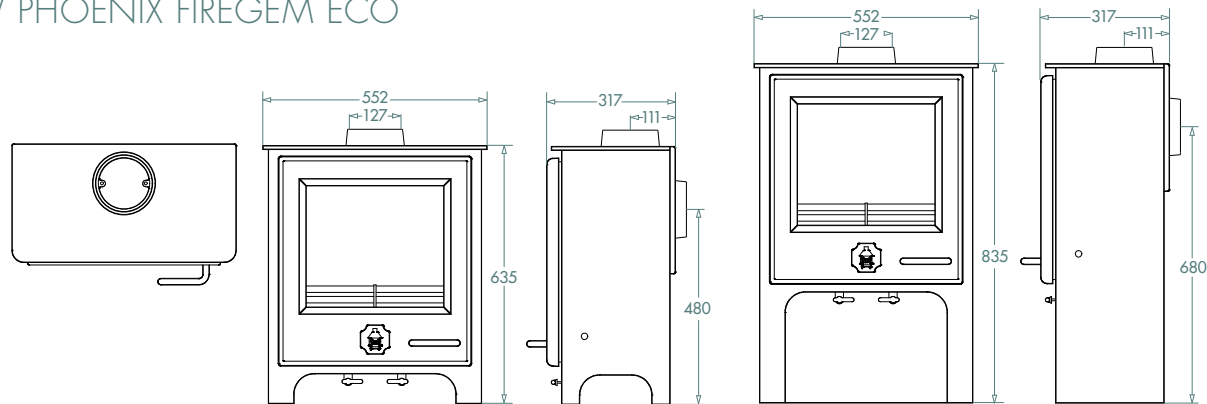
WEIGHT

STANDARD HEIGHT. 102kg **TALL LOG STORE STYLE.** 113kg

- The clearance between the stove and any non combustible surface is not recommended to be any less than 152mm from the side or rear and 300mm from above.

FIREGEM ECO DIMENSIONS

5kW PHOENIX FIREGEM ECO



DISTANCE FROM COMBUSTIBLES

SINGLE WALL FLUE:	TWIN WALL FLUE:
Top 400mm.	Top 400mm.
Side 550mm.	Side 500mm.
Rear 750mm.	Rear 700mm.

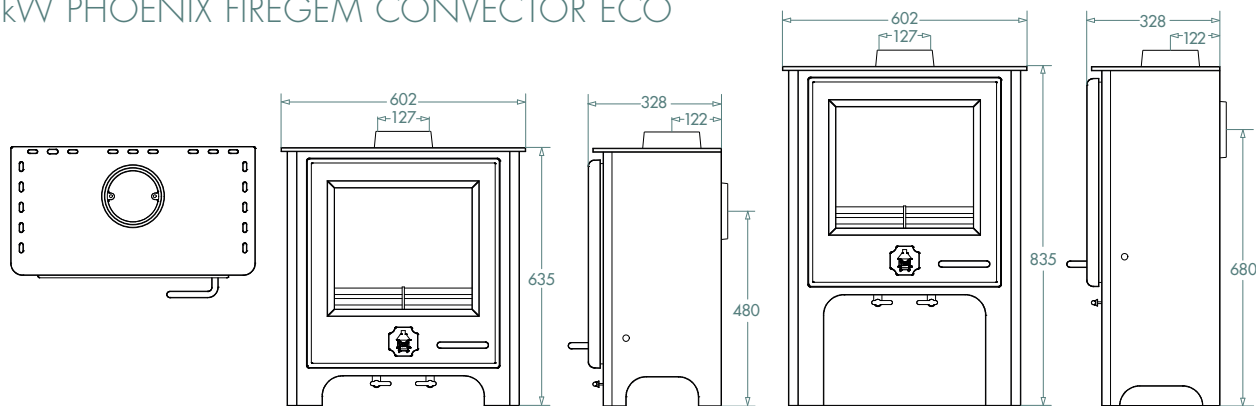
■ An additional 50mm deep, twin skin wall heatshield and a twin wall flue system allows distance from combustibles to be reduced to 150mm, including the heatshield.

WEIGHT

STANDARD HEIGHT. 107kg **TALL LOG STORE STYLE.** 116kg

■ The clearance between the stove and any non combustible surface is not recommended to be any less than 152mm from the side or rear and 300mm from above.

5kW PHOENIX FIREGEM CONVECTOR ECO



DISTANCE FROM COMBUSTIBLES

SINGLE WALL FLUE:	TWIN WALL FLUE:
Top 1000mm.	Top 1000mm.
Side 450mm.	Side 400mm.
Rear 350mm.	Rear 200mm.

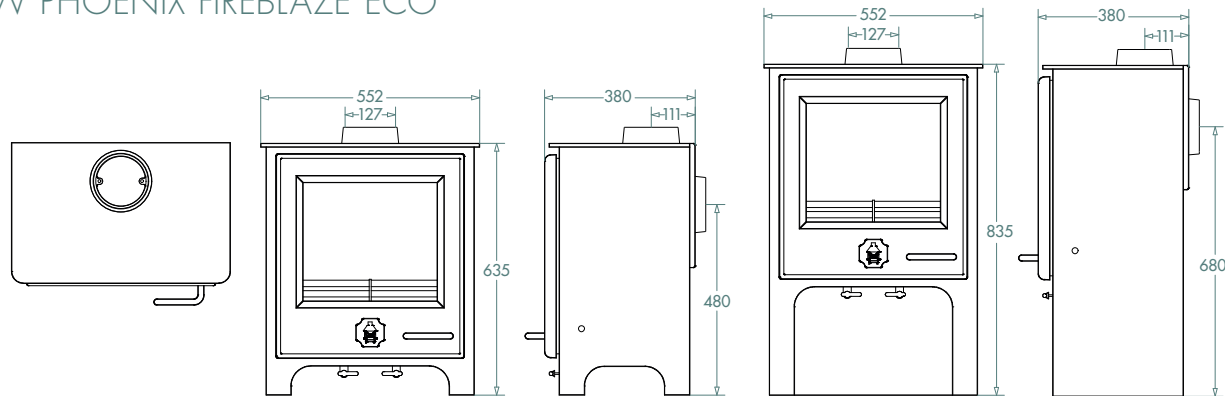
WEIGHT

STANDARD HEIGHT. 112kg **TALL LOG STORE STYLE.** 121kg

■ The clearance between the stove and any non combustible surface is not recommended to be any less than 152mm from the side or rear and 300mm from above.

FIREBLAZE ECO DIMENSIONS

6kW PHOENIX FIREBLAZE ECO



DISTANCE FROM COMBUSTIBLES

SINGLE WALL FLUE:		TWIN WALL FLUE:	
Top	400mm.	Top	400mm.
Side	550mm.	Side	550mm.
Rear	600mm.	Rear	550mm.

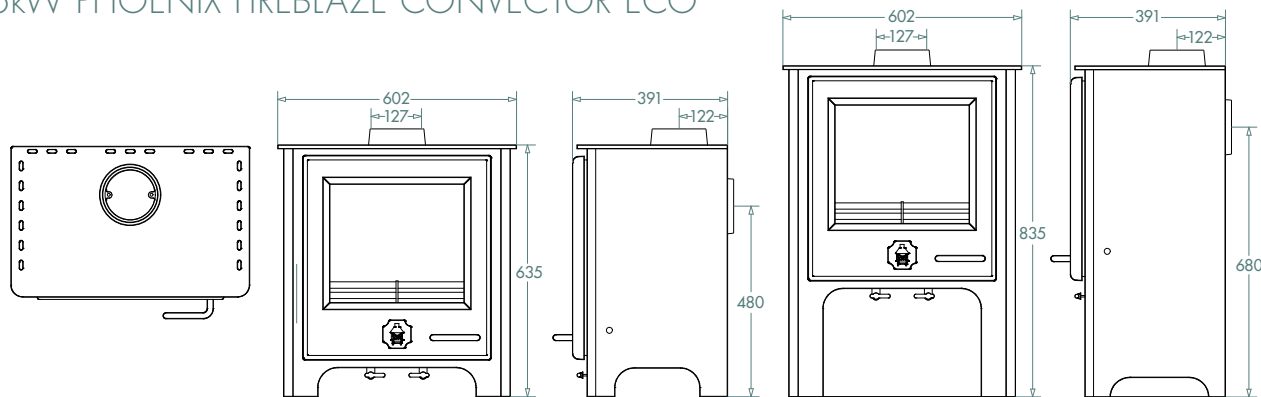
■ An additional 50mm deep, twin skin wall heatshield and a twin wall flue system allows distance from combustibles to be reduced to 150mm, including the heatshield.

WEIGHT

STANDARD HEIGHT. 118kg **TALL LOG STORE STYLE.** 132kg

■ The clearance between the stove and any non combustible surface is not recommended to be any less than 152mm from the side or rear and 300mm from above.

6kW PHOENIX FIREBLAZE CONVECTOR ECO



DISTANCE FROM COMBUSTIBLES

SINGLE WALL FLUE:		TWIN WALL FLUE:	
Top	1000mm.	Top	1000mm.
Side	450mm.	Side	400mm.
Rear	400mm.	Rear	200mm.

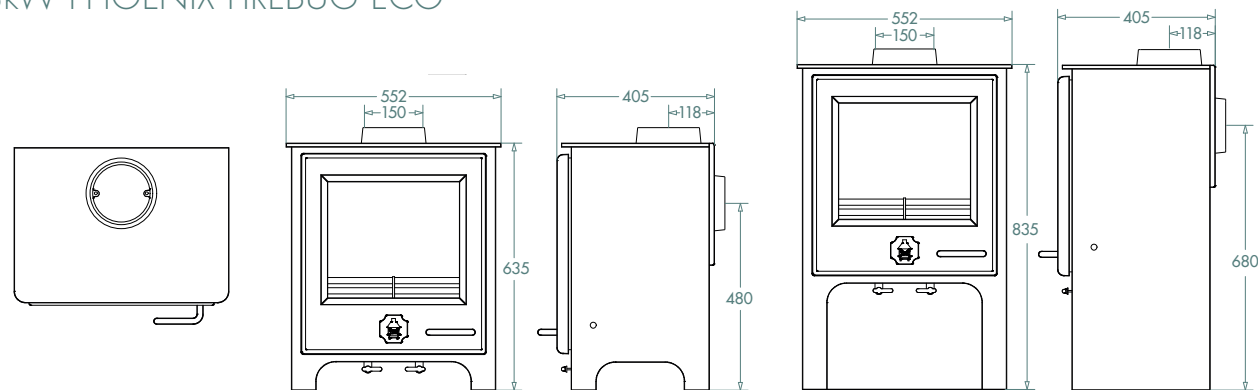
WEIGHT

STANDARD HEIGHT. 123kg **TALL LOG STORE STYLE.** 137kg

■ The clearance between the stove and any non combustible surface is not recommended to be any less than 152mm from the side or rear and 300mm from above.

FIREBUG ECO DIMENSIONS

8kW PHOENIX FIREBUG ECO



DISTANCE FROM COMBUSTIBLES

SINGLE WALL FLUE:	TWIN WALL FLUE:
Top 400mm.	Top 400mm.
Side 650mm.	Side 600mm.
Rear 800mm.	Rear 750mm.

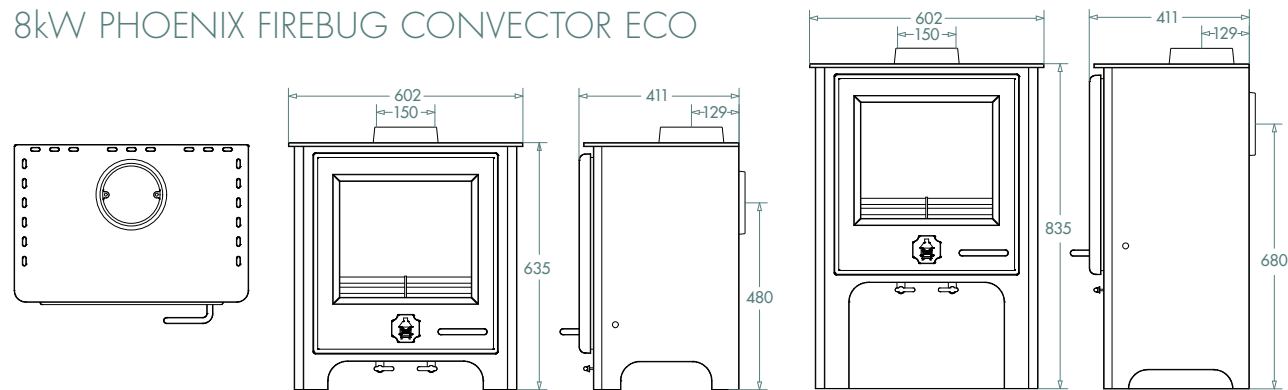
■ An additional 50mm deep, twin skin wall heatshield and a twin wall flue system allows distance from combustibles to be reduced to 150mm, including the heatshield.

WEIGHT

STANDARD HEIGHT. 137kg **TALL LOG STORE STYLE.** 149kg

■ The clearance between the stove and any non combustible surface is not recommended to be any less than 152mm from the side or rear and 300mm from above.

8kW PHOENIX FIREBUG CONVECTOR ECO



DISTANCE FROM COMBUSTIBLES

SINGLE WALL FLUE:	TWIN WALL FLUE:
Top 1000mm.	Top 1000mm.
Side 450mm.	Side 400mm.
Rear 500mm.	Rear 300mm.

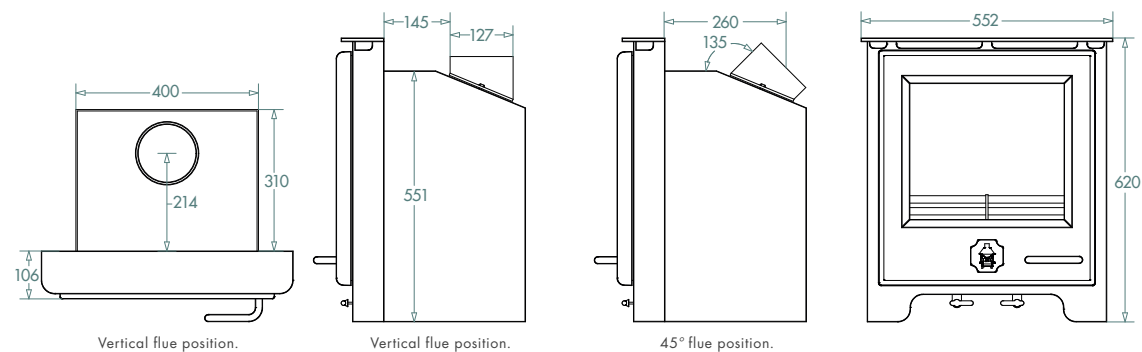
WEIGHT

STANDARD HEIGHT. 142kg **TALL LOG STORE STYLE.** 154kg

■ The clearance between the stove and any non combustible surface is not recommended to be any less than 152mm from the side or rear and 300mm from above.

FIREBRIGHT ECO DIMENSIONS

5kW PHOENIX FIREBRIGHT INSET ECO



DISTANCE FROM COMBUSTIBLES

SINGLE WALL FLUE:

Top 350mm.
Side 100mm.
Front 300mm.

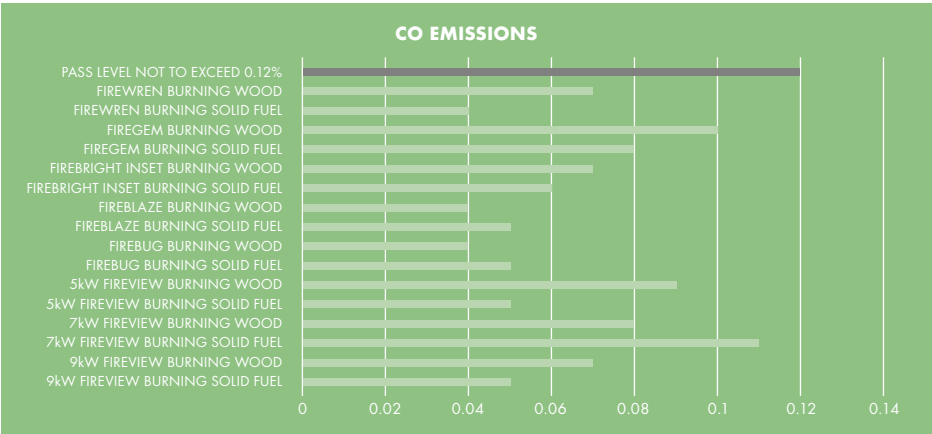
■ Aperture size needs to be a minimum width of 450mm and a depth of 360mm to allow for insulation to be added.

WEIGHT

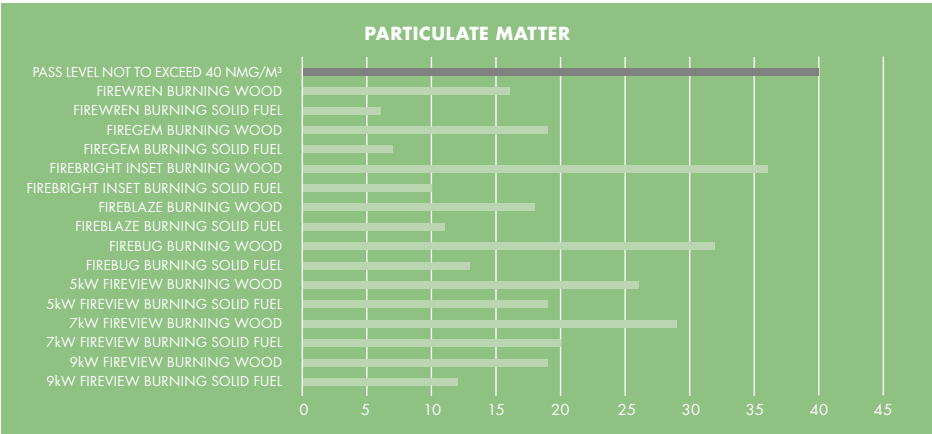
■ 125kg

EMISSIONS

Phoenix and Fireview Eco Stoves have exceeded the Ecodesign Ready standard 2022 Clean Air Act regulations. The full list of ultra low emissions are set out in the graphs below.



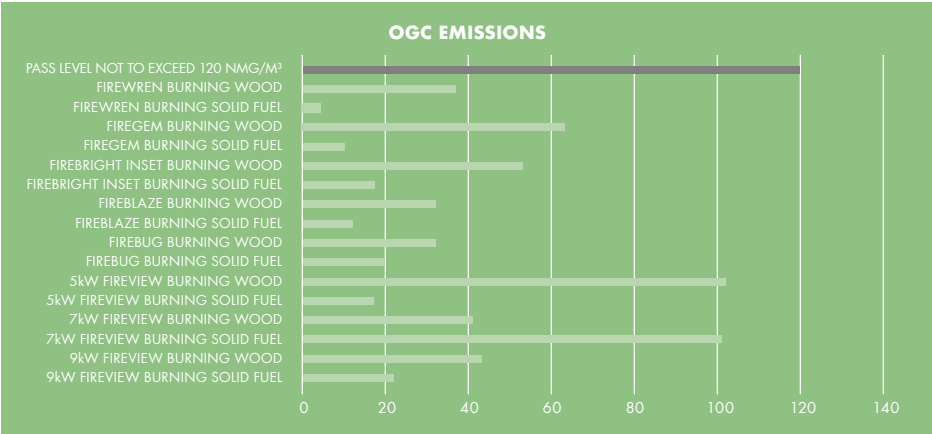
Produced under industry standard test conditions @ (13% O2)



Produced under industry standard test conditions @ (13% O2)



Produced under industry standard test conditions @ (13% O2)



Produced under industry standard test conditions @ (13% O2)

ACCESSORIES



FIRE RETARDANT GAUNTLET

Universal handed gauntlet that has an A1 fire rating.
(Included in stove. Colour may vary)



OPERATING TOOL

This multi-purpose tool has a stainless steel handle and steel head. Can be used as a riddling control, Primary air adjuster and ash pan handle. (Included in stove)



FIREVIEW VINTAGE OPERATING TOOL

This multi-purpose tool can be used as a riddling control, Primary air adjuster and ash pan handle. (Included in stove)




THERMOMETER

Dual purpose thermometer which can be used on the flue or the stove and will help with the optimum running of the appliance.
(Not suitable for insulated flues or the 5kW Phoenix Firebright Eco)



REAR FLUE ADAPTOR

Allows for rear vertical flue.



FLUE COLLAR ADAPTOR

When fitted reduces flue to 127mm diameter.



LOG HOPPER

Made with rolled steel, this attractive log holder also has a kindling store.



LOG CRADLE

Made of steel construction, the cradle can be customised with up to 14 characters, or can be left plain.

HELPFUL INFORMATION

DEALER LOCATOR

To find your nearest Woodwarm dealer please visit woodwarmstoves.co.uk and simply type in your postcode.

For further help and advice see FAQs on our website www.woodwarmstoves.co.uk

SIZING

A good rule of thumb guide to calculate the heat requirement is:

Height x width x depth in metres divided by 14
(Divide the cubic footage of the room by 500)
This will give you the kilowatt requirement.

Formula: $\frac{H \times W \times D}{14} = \text{kilowatts}$

This is based on an average house insulation with room temperatures of 20°C and an outside ambient temperature of -1°C

HEATSHIELDS

Heatshields can be useful if the stove needs to be installed closer than normal to combustibles. See pages 24-25 for heat shielding options, or pages 28,32,38,42 for Phoenix Convectector options.

- Only burn dry wood fuel. Fuel with more than 20% moisture will seriously impede the performance of your stove.
- Fuel should not be stored under or around any stove while the stove is in use.
- All flues should be swept on a regular basis, dependent on usage.
- Booklets detailing installation requirements and operating instructions are supplied with each stove.
- The illustrations in this brochure do not necessarily comply with local building regulations.
- Woodwarm stoves are all defined as Class 1 appliances.
- All local regulations, including those referring to national and European Standards including BS EN 15287, BS 6999, BS 8303 must be complied with when installing this appliance.
- A carbon monoxide alarm must be fitted to BS EN 50292
- Metal Developments Ltd reserve the right to change their specifications at any time.
- To find a qualified installer see our website www.woodwarmstoves.co.uk/#dealer-locator





METAL DEVELOPMENTS LTD. VICTOR HOUSE, GREENHAM BUSINESS PARK,
WELLINGTON, SOMERSET, TA21 0LR

T. 01884 35806 E. sales@woodwarmstoves.co.uk

www.woodwarmstoves.co.uk

